

ACCO 6 x 4

CHASSIS DIMENSIONS (mm)

WB	AF	L	Turning Circle*
4000 (Agitator)	1870	7383	16400
4200	1800	7513	17200
4800	1645	7958	18800
5000	1270	7783	19400
5000	1700	8213	19400
5000	1665	8178	19400
5000	1500	8013	19400
5200	1270	7983	20200
5200	1700	8413	20200
5200	1485	8198	20200
5200	1140	7853	20200
5500	1700	8713	21200
5840	1700	9053	22400

*For unladen cab-chassis. For wall-to-wall turning circle add 1740 mm. Refer to Bodybuilder diagrams for fuel tank lengths, locations and further details.

MASS RATINGS

- GVM 24.5 tonnes
- GCM 30 tonnes
- Chassis mass front 3.9 tonnes*
- Chassis mass rear 2.7 tonnes*
- Chassis mass total 6.6 tonnes*

*Chassis with oil and coolant, but no fuel, spare wheel or tyre. All weights calculated based on 4.0m wheelbase Agitator spec. (All weights and measurements are approximate only).

FRONT AXLE & SUSPENSION

- Meritor FG941

Type: Forged steel I-beam with alloy hubs (agitator)

Capacity: 6.6 tonnes

Optional: Hendrickson Steertek axle with Airtex suspension, convolute leaf spring and shock absorbers with drum brakes

Capacity: 6.6 tonnes

Suspension Type: Heavy duty multi leaf springs and double acting shock absorbers

Capacity: 6.7 tonnes

Optional: Heavy duty parabolic steel springs

Capacity: 6.7 tonnes

REAR AXLE & SUSPENSION

- Meritor RT40-I45G (compactor)
- Meritor RT40-I45GA with aluminium differential carrier (agitator)
- Alloy hubs (agitator), cast hubs (compactor)

Capacity: 18.1 tonnes

Ratio: 5.29 (compactor), 6.14 (agitator)

Optional: Driver controlled differential lock (not available with RT40-I45GA)

Suspension Type: Hendrickson Haulmax HMX460 (rubber block)

Capacity: 20.8 tonnes

Optional: Hendrickson Primaax PAX462

Capacity: 20.0 tonnes

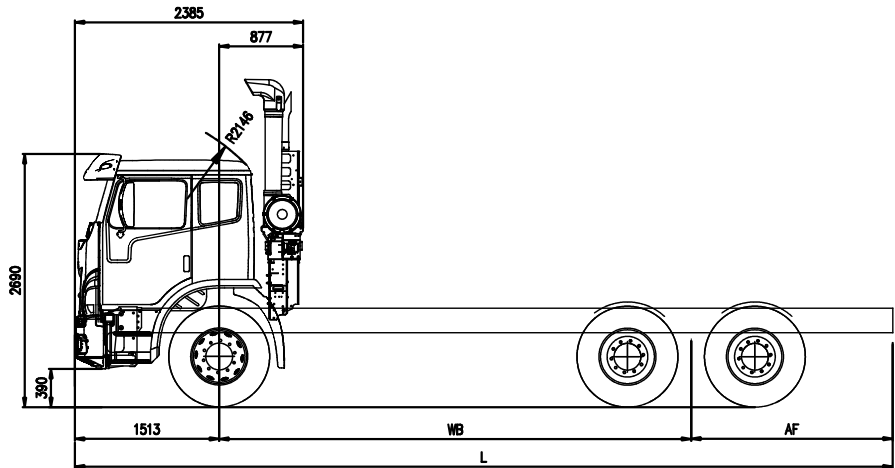
BRAKES

Type: 2-circuit air system

Front & Rear: Drum brakes with automatic slack adjusters, park brake acting on rear wheels, brake exhaust silencer and lightweight steel brake drums (agitator) and cast brake drums (compactor)

- Bendix 4 channel ABS with Active Traction Control (ATC)
- Bendix air dryer
- Steel air tanks

Optional: Aluminium air tanks



STEERING

- Sheppard M110 power-assisted with gear driven pump, adjustable steering column and 470mm steering wheel

Optional: Dual Control steering (non-adjustable steering columns)

FUEL SYSTEM

- 1 x 285 litre square alloy fuel tank (compactor)
- 1 x 200 litre square alloy fuel tank (agitator)
- 1 x 27 litre AdBlue tank
- Fuel Pro fuel filter

TRANSMISSION

- Allison Gen 5 3500 series 6 speed automatic with 280hp
- Allison Gen 5 3200 series 6 speed automatic with 320hp
- PowAuto PA38 (1.16:1) 650Nm hot shift transmission mounted PTO with mounting support bracket

Optional: Transmission retarder (only available with 280hp)

CHASSIS

Type: 257x89x8mm parallel-section high tensile steel channel

- Heavy duty centrally mounted front towing pin
- Square end of frame
- Three piece steel bumper
- FUPS
- Reverse buzzer

Optional: Inverted L reinforcement on selected wheelbases

- Multiple body builder chassis drillings

ELECTRICAL SYSTEM

Type: 12 Volt

Batteries: 3 x N50 – 70A

Optional: 3 x N70 – 90A

Alternator: 12 Volt 170A

2 pole isolation switch

COOLING SYSTEM

- Radiator frontal area: 783in²
- Charge air cooler frontal area: 622in²
- Supplementary cooling fan (compactor)

DRIVELINE

- Spicer 1710 Series main driveshaft
- Spicer 1710 Series inter-axle shaft

WHEELS & TYRES

Wheels: 8.25DC x 22.5 10-stud 335mm PCD steel (compactor), 8.25DC x 22.5 10-stud 285mm PCD alloy (agitator)

Front tyres: Dunlop SP350* 295/80R22.5

Rear: Dunlop SP431A* 11R22.5

Optional: Alcoa* 8.25DC x 22.5 Durabrite finish

- Spare wheel carrier (supplied loose)
- Spare rim
- Alternative tyre sizes, brands and tread patterns available

*or different brand, equivalent model

CAB CONSTRUCTION

- 2180mm wide cab with zinc-coated outer panels and Electrophoretic deposited steel cab with hydraulic lift
- Four point cab mounting system with rubber block front and air springs dampers rear

CAB FEATURES

- Fully adjustable ISRI air suspension driver's seat with integrated lap sash seat belt and adjustable lumbar support
- Fixed ISRI passenger seat with lap sash seat belt
- Heavy duty trim
- Heavy duty radiator guard and stone shield
- Headlight protection grid
- Radio/CD MP3 player with Bluetooth
- Heated motorised mirrors
- 12 volt accessory socket
- Electric windows
- Electric or air horn
- Drink bottle holder
- In-cab body builder electrical and air connection
- Park brake alarm - horn alert

Optional: Air suspended single passenger seat (std. with Dual Control)

- Fixed passenger bench seat (Drink bottle holder not available) (Single Control only)
- LED rear tail lights
- Rotating roof light
- Sunvisor
- Variable pitch reverse buzzer
- Fire extinguisher
- Supplementary cooling fan (agitator)

ACCO 6 x 4



BUILDING AND SERVICING
AUSTRALIA FOR OVER 40 YEARS

IVECO

Your partner for sustainable transport

ACCO 6 x 4



ERGONOMICS

- LARGE NON-SLIP SELF-CLEANING CAB STEPS
- THREE POINT CONTACT FOR CAB INGRESS AND EGRESS
- INTERNAL CAB LAYOUT READY FOR APPLICATION SPECIFIC FIT-OUT
- 3/4 SIDE WINDOW FOR SIDE LOADER APPLICATIONS



STRENGTH

- OVER 40 YEARS OF OPERATING IN THE MOST DEMANDING APPLICATIONS TO MEET TODAY'S REQUIREMENTS
 - SOLID STEEL CAB CONSTRUCTION
 - HEAVY DUTY CAB TRIM



PRODUCTIVITY

- LOW TARE WEIGHT
- OPTIMISED WEIGHT DISTRIBUTION FOR ALL APPLICATIONS
- LONG LIFE CYCLE



VERSATILITY

- FACTORY FITTED DUAL CONTROL
 - SPECIFIC BODY BUILDER CHASSIS DRILLINGS
- SPECIFIC CHASSIS LAYOUTS TAILOR MADE FOR BODY BUILDERS



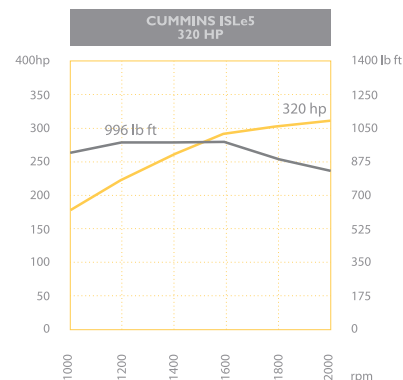
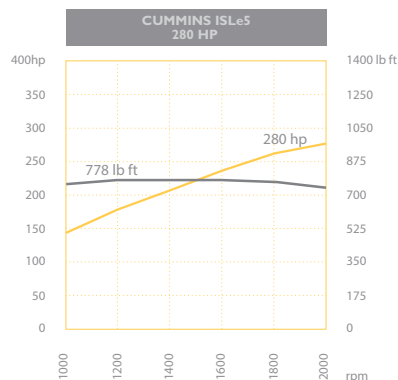
AUSTRALIAN MADE

- DESIGNED, ENGINEERED AND MANUFACTURED IN AUSTRALIA
- CONSTRUCTED WITH LOCALLY SOURCED CONTENT



P E R F O R M A N C E

CUMMINS 8.9 LITRE ISL EURO 5 ENGINE
UP TO 320HP AND 996 LB FT OF TORQUE



ENGINE Cummins ISL Euro 5 (ADR 80/03)

Maximum Output	280hp/209kW @ 2100rpm	Total Displacement	8.9 litres
Maximum Torque	778lb ft/1055Nm @ 1300rpm	Optional Engine Ratings	320hp/239kw @ 2100rpm & 996 lb ft/1350Nm @ 1300rpm
Emissions Technology	Selective Catalytic Reduction (SCR)	Optional	Centrifuge oil spinner
Air Filter	Donaldson Radial Seal 381mm dry element air cleaner with safety element		
Exhaust	Vertical exhaust catalyst on RHS with perforated heat shield Engine exhaust brake		



S T R E N G T H & V E R S A T I L I T Y

FACTORY FITTED DUAL CONTROL
SOLID STEEL CAB CONSTRUCTION
HEAVY DUTY CAB TRIM



W A R R A N T Y

24 MONTHS* / 500,000 KM / 6,000 HOURS / 100% PARTS AND LABOUR

This warranty commences on the earlier of the date of delivery of the truck to the Purchaser or the date of registration of the Vehicle.
This warranty ends on the earliest of the expiry of the duration, kilometres or hours.

#Acco Vehicles used off highway for 10% or more of total usage by kilometres will be covered by a 12 month duration warranty only.

Terms and Conditions apply, please see www.iveco.com.au for further details.